

Bay Area Waterski Club

Flat Water Times

Delta Tunnels Update:
savethedelta.org

March 2023



Message from the Board

by Gwen Cauthren, Membership Chair

BAWSC Celebrates its 30th Anniversary!

In early 1993, Larry and I were looking forward to a summer of water skiing. However, we had been having trouble getting a 3rd or 4th to join us for skiing.



We worked at Hewlett Packard in Santa Rosa when a friend told us about this guy at Hewlett Packard (HP) in the Bay Area that was starting a waterski club. His name is **Bill Honeycutt** and he had convinced HP to sponsor a waterski club that would be open to anyone who wanted to get together and ski without steep fees or long waiting lists. Knowing how important it was to drive awareness for the newly-formed club, Bill signed up the **Discovery Bay Waterski Center** and **Cope and McPhetres Marine** as corporate sponsors and on July 26, 1993, the HP Waterski Club was born.

Over the years, the club became a haven for skiers/boarders who wanted to gather together for low-cost events in a safe, social and friendly atmosphere. Then in 1999 HP spun off Agilent Technologies at which time HP decided sponsored clubs would not be opened to non-HP employees.

Because there were club members from all over the Bay Area who wanted to continue as a club open and accessible to all, we decided to take it independent, recharting it as the **Bay Area Waterski Club (BAWSC)** at the end of the 1999 season.

Contents

2023 Officers / Directors 3

In the News

BAWSC in the Headlines 4 – 5

Tidbits

BAWSC T-shirts 6

Covid-19 Safety 7

Delta Update 8

Photo Editor Wanted! 9

Ski/Wellness Tips 10– 11

Website Changes 12

Boater Card License # 13

Safety 14

Club on FaceBook 15

Birthdays 16

Calendar — to be unveiled in April edition

Membership Application 17 – 19

Message from the Board (con't)

By Gwen Cauthren, 2023 BAWSC Membership Chair

After all these years, the club is celebrating its 30th Anniversary this spring! **Congratulations to all** and a **big thank you** to those leaders, members, and sponsors whose contributions have made the club such a success over the past three decades!

Needless to say, Larry and I have been skiing with BAWSC members ever since.



We are *fortunate and thankful* to *find members* who are *usually available* as a *3rd or 4th skier* for us while *being friendly, helpful,* and *passionate about watersports.*

We are now able to *ski every week* during *the summer* almost *exclusively* with *BAWSC members!*



Gwen Cauthren
2023 Membership Chair



2023 Officers and Directors



Elected Officers



Larry Ligon
Interim President
Vice President



Kristin Thornquist
New Treasurer




Susan Schmidt
Secretary

Board Members




Gwen Cauthren
Membership Chair



Chris Feduniw
Webmaster



Jerry Baxter



Monica Fitzgerald
New board member



Eric Johnson



Karl Smith

Special Committees:

Flat Water Times Editor: Lynette Wong

Webmaster: Chris Feduniw



Lynette Wong
Newsletter Editor

Past Events

BAWSC in

The Mercury News

Located by Lynette Wong, 2023 Newsletter Editor



Club a Perfect Match for Waterski Lovers

By Tammy Hansen, The Mercury News
July 6, 2011 at 8:39 am

A group of nearly 100 water sport enthusiasts is looking for new members, no boat required.

Instead, The Bay Area Water Ski Club introduces boat owners needing a few extra hands to skiers lacking a ride. Think of it as Ski Harmony.

The active group kicked off its 2011 season in May and has a full calendar of events into fall. Upcoming events include a three-day houseboat trip, several ski and wakeboard days, a slalom ski clinic and a campout.

The idea for the club was born of necessity, said **member Gwen Cauthren of Discovery Bay**. Towing a skier or wake boarder takes at least two people in the boat — the driver and a “spotter” who watches the skier and handles safety signals to other boats. For some boat owners that poses a problem.

“Boat owners are always looking for a third or fourth to join them,” Cauthren said.

The club starts each season with a mixer designed to pair boat owners with skiers who don’t have a ride. Events throughout the year, like a recent wakeboard clinic for beginners, are designed to break the ice for drivers and riders.

Most of the 92 people in the club don’t own boats, Cauthren said, but there are 21 families who do. Skiers “looking for a pull” help pay for gas when they hitch a ride. There is also a \$50 membership fee that covers cost of the mixers for two people. Children under 12 are \$10 annually.



Club President Sandi Belanger of Campbell, a lifetime skier, joined the club five years ago after a divorce left her ex with the boat but her still wanting to hit the water. She said getting to know others in the group isn’t as daunting as it might seem. Some new members may be a

bit timid at first, but the lure of the water and the genial nature of the group soon puts them at ease. For example, she skied with a new family of four at the club’s season opener May 11, and helped teach the children, 9 and 5, some ski basics.

“They couldn’t get up, but they had fun,” she said.

Forty-one people attended the event. Club members were able to loan skis to the whole family, but the group does encourage members get their own equipment. All participants are asked to bring their own life vests, which are required by law for each person on a boat.

Past Events

BAWSC in The Mercury News

Found by Lynette Wong, 2023 Newsletter Editor



~ Continued ~

“A good-fitting vest is really, really important,” said Cauthren.

She and husband Larry Ligon have been members since Bill Honeycutt started the club in 1993.

Safety is a general tenant for the club, she added. Participants are required to sign a liability waiver and boat owners must carry \$300,000 in liability insurance. New boat owners attend an annual, eight-hour training in safe Delta boating and skiing, Cauthren said. Alcohol is not allowed at club boating events.

Most of the ski events are on the Delta, although the group does occasionally hit a nearby lake for some fun. The water ski club also holds offseason events such as a Christmas party and participation in California Coastal Cleanup Day.

“We adopt a slough, and our club cleans up that slough,” Cauthren said.

Still, most of the time spent together involves camaraderie on the water, with barbecues and a laid-back attitude part of the vibe, she said. Members are happy to welcome newcomers to the waves.

“People that love the water are really good people,” she said.

For more information on the Bay Area Water Ski Club check out the website at www.bawsc.org.



Tidbits

Ordering your BAWSC T-shirts!

By Debbie De Sousa, 2023 BAWSC President



How to order BAWSC Logo T-shirts:

1. **Make your own BAWSC Logo T-shirts** by going to **www.bawsc.org**
 - Click on "Get Club Apparel & Gear" (far right link on top navigation bar)
 - Click on BAWSC Gear Order Instructions.docx
 - Click on the do-it-yourself link, www.zazzle.com
 - * Follow the instructions for applying the logo on the shirt

2. **Order BAWSC Logo Heat Transfers** that can be ironed on any fabric.

Cost: \$5.00 covers shipping two logo transfers.
5.5" x 5.5" for the front.

7.5" x 9.75" for the back

To order, contact Debbie DeSousa at 925-672-9598 or email her at barterbucks1@yahoo.com

3. **Have Debbie DeSousa make your T-shirt**

Cost: \$20 covers shipping shirt with logo

To order, contact Debbie DeSousa at 925-672-9598 or email her at barterbucks1@yahoo.com

Tidbits

BAWSC Covid-19 Safety Protocol (updated 2/1/23)

By Chris Feduniw, Webmaster/Board Member



In an effort to keep all BAWSC members and guests safe and to align the club policies with current County Public Health Department recommendations to minimize the spread of Covid-19, *all event participants attending club-sponsored Calendar Events in 2023 are required to be fully vaccinated with a booster shot or show proof (picture) of a negative Antigen Home Test kit result the day of the event if not fully vaccinated.*

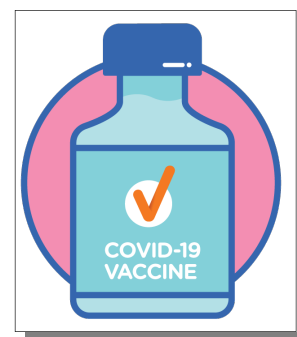


Members: Please **update your profile** on the **club website** to **record your vaccination status.**

All event participants regardless of vaccination status are strongly *encouraged to take an Antigen Home Test ideally the morning of an event, or at a minimum, the night before an event to validate they are currently Covid-19 negative.*

Most insurance providers will cover 100% of the cost to obtain eight home test kits per month from your local pharmacy.

Please note: several boat owners may request only participants who can show proof of a negative test that day to be assigned to their boats. You may be asked to be placed on one of these boats.



Please *be prepared to show a picture of your negative test strip if requested by a boat owner that day.*

Tidbits

Update: Delta Tunnels

By Chris Feduniw, Webmaster/Board Member

BAWSC Contacts:

The Board of Directors would like to inform you that the **Department of Water Resources** released its **Draft Environmental Impact Report (DEIR)** in late July for the Delta Conveyance Project (tunnels). Documents for federal review of the project will be provided later this fall.

This plan will directly impact the Delta where we hold most of our club events.



We encourage you to **stay informed of the project and take any action you feel is appropriate.** *A good resource to stay informed that has links to the various groups, letter templates and contact information for government officials is <https://www.restorethedelta.org/>*

Please **stay informed and reach out to your government representatives** with your opinion about this project while they are collecting public opinion.

Thank you,
BAWSC Board of Directors

Photo Editor

Wanted for the BAWSC

Duties include:

- ⇒ Download photos from facebook keeping date and notes from originator.
- ⇒ Collect photos directly from people who know how to send them via email in a compressed format.
- ⇒ After downloading photos, upload them to flickr and create an album for the month of the event of the photos you are trying to upload

If you're interested, please contact Lynette at:
lynette.wong25@gmail.com

Tidbits

Ski Tips: Online Coaching Videos

Brought to you by Chris Feduniw, BAWSC Webmaster/Board Member

Hey Skiers,

As a reminder, we have a *members-only forum with links to skier tips and training videos.*

Check out: <https://www.bawsc.org/water-sport-resources> which can help you improve your skiing and also provide you with opportunities to [get in-person and video coaching](#). You also get to see how the pros execute great form!



Please add content to the forum if you have found resources that have helped you improve your watersport of choice e.g. water skiing/wakeboard/wakesurfing, etc.

Tidbits

Wellness Tips: Exercise Routine!


By Lynette Wong, Flat Water Times Editor/Board Member

Staying in top fitness shape requires building our resilience with moderate to intense exercise. While this helps to strengthen us physically and mentally, it is beneficial to cross-train by *adding yoga and pilates* to your fitness regime. Both can help to *calm and soothe our minds and central nervous system* which helps to *ease our stress and anxiety levels*.

See below for some **great recommendations** to *help strengthen and integrate your mind, body and spirit!* Check out a few of **my favorite videos!**
Luckily, they don't require a lot of time!

Add Pilates to your Workout Routine

(It's tougher than it looks if your Core is Engaged)



25-min Full Body Pilates for Beginners | Nicole McPherson

https://www.youtube.com/watch?v=NyP_waVgL1w

17-min Scoliosis Exercises for Pain and Posture | Jessica Vallant

https://www.youtube.com/watch?v=Xc1TuZ_14IQ

*** Practice Yoga ***

⇒ **24-min Full Body Flow and Stretch | Sarah Beth**

<https://www.youtube.com/watch?v=hleNJZrN8c0>



⇒ **15-min Twist and Rinse | Sarah Beth**

<https://m.youtube.com/watch?v=ssQJ-IfaY00>

- Add **meditation/progressive relaxation** to your daily routine
- **Focus on a word/phrase** that brings you a sense of calmness and peace
- Practice **deep abdominal breathing** from the diaphragm
- If you're spiritual, begin **praying**
- **Visualize yourself** in a beautiful, peaceful place
- Think of **someone or something that makes you chuckle!** Experience that deep belly laugh.
- **Exercise:** **Try getting out in nature**
- Do something **fun:** Play with your animal, spend time with your children, start a hobby/get back into it!

Tidbits

Exciting Changes to the Website

By Chris Feduniw, BAWSC Webmaster/Board Member

Over the past several months our website vendor **Personify Wild Apricot**

has introduced **several new functions and features** that the Bay Area Waterski club (BAWSC) has decided to take advantage of and we have recently **redesigned and upgraded the clubs website** www.bawsc.org to a new look and feel so please check it out.



Key Changes that have been made:



Entire Site is now **mobile friendly** meaning you can now easily fill out forms and read content on any device as it will **scale automatically**

- o **Note:** On cell your phone, the menus are under the hamburger bars on the left and you log-in by clicking the right icon on top of the page

Clicking the “Add to my calendar” button on a cell phone and then clicking on the .ics file link pop-up will allow you to easily add the event to your personal calendar on your phone.

Menu Bar has **moved to the top of the page and content has been consolidated under fewer menu items** and sorted in alphabetical order making it easier to find things

Menu Bars and Sub-menu's/Content changes when you log into the site e.g. member-only content menu bars and content show up once you log into the system. **board members see more than members and members see more than non-members.** However, everything is all under the same top menu bar e.g. all documents are under documents the list just increases what you see based on your log-in credentials

All Main pages and Sub-pages have a friendly URL e.g. bawsc.org/calendar or bawsc.org/newsletter or bawsc.org/documents, etc. so if you want to get to something quickly you can just enter in the full URL

Every Page has a **bread crumb trail** so you know exactly where in the site you are at and can move up the bread crumb trail to any level you want

A Site Map <https://www.bawsc.org/Site-Map/> has been created that list every page and document available on the site that you can **directly click the link to reach that page**

A Search Bar has been added that will allow you to search for anything in the site to easily find it **without having to know what page it is on** e.g. enter “reimbursement request” in the search bar and it will immediately return the clubs Reimbursement Request Form

If you discover any issues or have suggestions how the site could further be improved, please provide your feedback at: <https://www.bawsc.org/feedback> or send an email to bawsc.webmaster@gmail.com

Tidbits

Attention BAWSC Club-Certified Boat Driver

By Chris Feduniw, BAWSC Webmaster/Board Member

Updated 03/2022



This year the Bay Area Water-Ski Club Board of Directors will require that anyone driving a boat at a club event must not only be a club-certified driver but also **have a California Boater Card License Number registered with the club in your membership profile** or **provide proof of age that you are over the current age restriction which is currently**

⇒ 2022: Individuals who are 45 years old or younger

⇒ 2023 Individuals who are 50 years old or younger

Information on how to obtain a California Boater Card including options for how to complete the course are available at: <https://californiaboatercard.com/>

Several members of the club of attended the Coast Guard Auxillary Course <http://www.cgaux.org/boating/classes/2011/abs.php> found the instructors to be very good and a good use of time as they **guarantee you will pass the course and get your card.**

Others have taken the **free on-line course offered by BoatUS** <http://www.boatus.org/california/> that lets you take the course at your own pace through multiple sessions if needed.

Once you have your California Boaters Card, please go the club website and update your membership profile <https://www.bawsc.org/Sys/Profile> to include your card number. **If you are old enough to not require a card, please send proof of age to our Membership Chair Gwen Cauthren.**

Note: Anyone who does **not have a card number on file** in the website or **has not provided proof of age for an exception by 5/31/2021** will **not be able to drive at club events** until you have met the criteria.

Tidbits

Safety Comes First!

By Debbie DeSousa, 2023 BAWSC President



Safety Reminder



1. **Skiing:** Never ski without a 3rd. **Never!**

2. **Ski:** Do not leave your ski on the swim platform. This can result in your ski being run over by another boat. Your ski will get chopped up and you might get a big bill for the other boat.



3. **Vest:** As of 2001 anyone being pulled by a boat **must wear Coast Guard-approved flotation devise**. *Check the print on the inside of your ski vest to see if your vest is approved.*

Failure to wear a proper vest can result in the boat owner being fined by the Coast Guard.



4. **Ski Rope:** Remember to **use a shock tube** (goes over your rope). This tube will *prevent a rope from snapping back (like a rubber band)* and hitting the boat driver or passenger in the head. *A ski handle can knock your teeth out, wrap around your neck or worse!*

Always be safe!

**THINK SAFE
ACT SAFE
BE SAFE**

Tidbits

How to Use our BAWSC Page on Facebook

By Debbie DeSousa, 2023 BAWSC President



facebook

*This is a great tool for sharing and
for finding new members!*

We converted our Facebook page to a Group so *everyone can have fun posting photos of events and use it as another communications tool.* It's also open to the public so they can see our fun photos. We hope this will attract new members. (**Note: Only approved members can post on our group page**). If anyone makes a post that is not ski-related then the admin can remove them!

This is how you can post to our Facebook page.

1. Open a personal Facebook account.
2. Go to Facebook.com groups Bay Area Waterski Club
<https://www.facebook.com/groups/717319205056101/>

To find our group, type Bay Area Waterski Club on the search line (see top of your personal Facebook page). When you find our group then **“Join”** this group (admin must approve you, it might take a few days).

3. Now you can have fun posting event photos, events, boats & equipment for sale, etc.
4. **If you have a smart phone you can send photos from your phone directly to Facebook.**
Because there are many phones I cannot tell you how to use your phone here.
5. To post on our Facebook group see **top of the Facebook page** see where it says "Write Something." This is where you type your message. Above it you will see the button for photos/videos and events. The main thing to remember is you will have two accounts:

1. Your personal Facebook account and
2. You will also have an account with our BAWSC Group.


When you post on our BAWSC group page it will appear on **your** personal Facebook wall (**Note:** your friends will **not** see these post). If you want to share any of these posts with family or friends, click “Like” (see below each post). When you click “Like,” the post will appear on **all** your friends’ personal Facebook page. If you click “Share” you can select **one** person to send the post to (instead of **all** your friends).

Blowing Out the Candles in . . .



Wishing all a very

Mary McNally, 3/4



Marji McGinnes, 3/19

Ralph Rast, 3/29



BAWSC On-line Membership Application

By Larry Ligon, Vice President

If you need help you may click on “[Help/FAQ, How To’s, Member/Non-member Subscription & Forms](#)” in the lower left hand corner of the navigation bar on the Web site’s Home Page or don't hesitate to contact our membership chair **Gwen Cauthren** at 707-322-1157 or e-mail at gwen_cauthren@sbcglobal.net or our webmaster **Chris Feduniw** at 925-413-3421 for assistance.

-The BAWSC website address is: www.bawsc.org

-Your **user-id** for the website is always your e-mail address.

Step 1. Create or reset your password:

A) Go to the new website www.bawsc.org & click on the “**Forgot Password**” link in the upper right hand corner of the home page and enter your e-mail address in the “**e-mail (user-id)**” field and then the six digit anti-spam characters into the “**code**” field and finally click on the “**Submit**” button which will then send an e-mail to that address with a link to create or reset your password.

B) Open the e-mail and click on the e-mail link and enter & confirm your chosen password then click “**Submit**”.

(Note: The first time you actually log into the new site you will be asked by [Wild Apricot](#) to accept their use policy.)

Step 2. Initiate your new-member on-line application:

*Note: BAWSC offers members the option to include one significant other as a co-member under one membership fee called a “**Membership Bundle***”. Dependents under 12 years of age can also be added to your membership at no additional cost. Dependents aged 12-18 can be added to your membership for a small additional fee each year. Children over 18 and not living at home will have their own unique membership.*

A) Click on the “**Become A BAWSC Member (New [member application](#) Only)**” link found in the left hand navigation bar on the web site home page www.bawsc.org.

B) Fill-out the requested information for yourself

*Note: If you will be adding a co-member/membership bundle to your account you will do this after you initiate the membership application and your account has been activated.**

C) Make sure you click on the “[I ACCEPT I HAVE READ THE WAIVER AND RELEASE](#)” link to read the club waiver and then click on the check box to accept.

D) If you will be adding dependents to your account beyond a single co-member, you will enter them in the “Additional Information” area of the Membership form. For each dependent you have between 12 to 18 please check the box for each person. If you have any dependents under 12 you want to associate with your membership enter the total number of children under 12 in the “Number of Children Under 12” field.

BAWSC On-line Membership Application (con't)

By Larry Ligon, Vice President

- E) If you are a **boat owner**, please enter in the information requested for your boat and **send proof of insurance** as requested on the form to the Membership Chair.
- F) Enter what water-sports you and your dependents participate in.
- G) Click “**Next**” to review your completed membership form and Total Membership Fees that will be owed.
- H) If everything looks correct, click on the “**Confirm and Proceed with Payment**” button to initiate your registration. *This step will automatically send a confirmation e-mail titled “Membership initiated at Bay Area Water Ski Club” to you.*
- I) Check your e-mail for that confirmation that your account has been successfully initiated and an invoice with instructions how to submit your membership dues payment.

Step 3. Send your membership dues to the Membership Chair (*payable to BAWSC*):

To: BAWSC
c/o Gwen Cauthren
4835 Cottsberry Ct.
Santa Rosa, Ca. 95405

Step 4. Complete your membership application/setup (*ONLY after receipt of dues payment*):

*Once your membership dues have been received, you will get an e-mail confirmation from the BAWSC Membership Chair verifying your account is active, at which time you can then complete your membership application & setup by choosing your **privacy** and **e-mail subscriptions** as well as set-up yourself as a Bundle Administrator to **add a co-member** to your account bundle.*

- A) Log onto the web site with your e-mail (user-id) and password. www.bawsc.org
- B) Click “**View Profile**” in the upper right hand corner of the home page.
- C) Click “**Edit profile**”
- D) Review and modify your **privacy settings**, click “**Privacy**” and edit any field you don't want visible to other BAWSC members and then click “**Save**”.
- E) **To insure you are subscribed** to receive e-mail notifications from the *forum based message boards* when someone posts they are looking for a pull, crew, etc.
 - a) Click on “[Members Only Content](#)” link found on the left hand navigation bar
 - b) Click on “[Member Forums](#)”

BAWSC On-line Membership Application (con't)

By Larry Ligon, Vice President

c) In the **Message Board** forums' section, individually click on each forum you want to receive e-mail (e.g. –“Looking for a Car Pool, Crew or a Pull”) and *individually* click on each forum's “**Subscribe to Forum**” link.

d) Then go back to the **Home Page** and click on “**View Profile**” again, click “**Edit profile**” and click “**e-mail subscriptions**” and adjust how you want to receive e-mails; *immediately, daily or weekly* when someone posts to the forum. The default is daily. **CLICK “Save”** at the very bottom of the “**Edit Profile**” page and you are done.

F) **Setup a Co-Member Bundle***

Each paid member is allowed to add a spouse/ significant other to their account as a “Bundled” co-member. The following steps can be performed to add another person to your account once your membership fee has been received and your account has been activated by the Membership Chair.

a) Log into the web site with your e-mail (user-id) and password. www.bawsc.org

b) Click on the “**View Profile**” button found in the upper right hand corner of the home page

c) In the “My profile” screen scroll down to the “Bundle summary” section and then click “**Add member**”

d) You will then be presented with the membership application page where you will then fill out the form on behalf of your co-member.

e) Click “**SAVE**” and the co-member will be added to your account and they will receive their user-id (their e-mail address) and password setup link at the e-mail address you entered on the form. You will become the “**Bundle Administrator***” for your bundled co-member.

CONGRATULATIONS, YOU HAVE COMPLETED YOUR BAWSC MEMBERSHIP APPLICATION AND SETUP. We look forward to you joining us at BAWSC Events.

Note: If you receive an error message when clicking “SAVE” that states “This e-mail is already in use” you will then need to contact the BAWSC Membership Chair listed on the [Contacts](#) Page to manually associate that e-mail address with your account as Wild Apricot currently does not allow a member to add an existing Contact or Member to their bundle themselves. A member can only add a new Contact or new Member to their account themselves.

**The way Wild Apricot handles multiple people under one membership is called a [Membership Bundle](#). A membership bundle is a group of members who are linked together and managed by one of their members – the bundle administrator. Bundle members share the same renewal date, status, and membership level. You can learn more about bundles including a short, how-to video at: <http://help.wildapricot.com/display/DOC/Membership+bundles>*